

Hydraulic Pumps T6CM for low pressure drives

Denison Vane Technology



ENGINEERING YOUR SUCCESS.

Main Technical Data

Key features

These hydraulic vane pumps are using the Denison 3 springs technology which has been proven to be very well adapted to pumping at very low system pressure even fluids with high viscosity.

Reliable performance

The Denison Vane Technology allows very low noise levels over the entire operating range and during the whole life of the pump. Like all our vane pumps, the performances do remain very stable over time, making this pump an ideal solution for the heavy duty industries.

Long lifetime

The fully pressure balanced concept increases the pump lifetime over its full operating range while double lip vanes reduce the sensitivity to fluid pollution.

General characteristics

	Mounting standard	Weight without connector and bracket - kg	Moment of inertia kgm ² x 10 ⁻⁴	SAE 4 bolts J518c - ISO/DIS 6162-1	
				Suction	Pressure
T6CM T6CMY	SAE J744c ISO/3019-1 SAE B	15,7	7,5	1.1/2"	1"

Main technical data

Pump		Theoretical Displacement Vi cm ³ /rev.	Max. Speed Mineral oil rpm	Max. Pressure		Minimum allowable inlet pressure (bar absolute)					Ring size
Type	Ring size			Int. bar	Cont. bar	Speed rpm					
						1200	1500	1800	2100	2200	
T6CM T6CMY	R03	10,8	2200	140	110	0,80	0,80	0,80	0,80	0,80	R03
	R05	17,2									R05
	R06	21,3									R06
	R08	26,4									R08
	R10	34,1									R10
	R12	37,1									R12
	R14	46,0									R14
	R17	58,3									R17
	R20	63,8									R20
	R22	70,3									R22
	R25	79,3									R25
	R28	88,8									R28
	R31	100,0									R31

Inlet pressure is measured at inlet flange with petroleum base fluids at viscosity between 10 and 65 cSt. The difference between inlet pressure at the pump flange and atmospheric pressure must not exceed 0.2 bar to prevent aeration.

Multiply absolute pressure by 1,25 for HF-3, HF-4 fluids.
 by 1,35 for HF-5 fluid.
 by 1,10 for ester or rapeseed base.

Note : For further information or if the performance characteristics outlined in the table do not meet your particular requirements, please consult your local Parker office.



Ordering Code & Dimensions

Hydraulic Pumps for low pressure drives T6CM, Denison Vane Pumps

Model No.

T6CM (Y) - R22 - 1 R 00 - C 1 - ..

T6CM series - SAE B 2 bolts

J744 mounting flange

Y = Port flanges with metric threads

Displacement

Volumetric displacement (cm³/rev.)

R03 = 10,8

R17 = 58,3

R05 = 17,2

R20 = 63,8

R06 = 21,3

R22 = 70,3

R08 = 26,4

R25 = 79,3

R10 = 34,1

R28 = 88,8

R12 = 37,1

R31 = 100,0

R14 = 46,0

Type of shaft

1 = keyed (SAE B)

2 = keyed (non SAE)

3 = splined (SAE B) 13 teeth

4 = splined (SAE BB) 15 teeth

Modifications

Seal class

1 = S1 (for mineral oil)

4 = S4 (for the resistant fluids)

5 = S5 (for mineral oil and fire resistant fluids)

Design letter

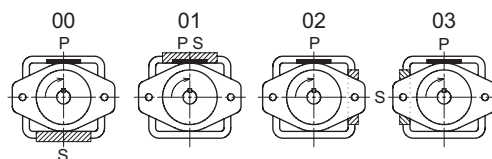
Porting combination

00 = standard

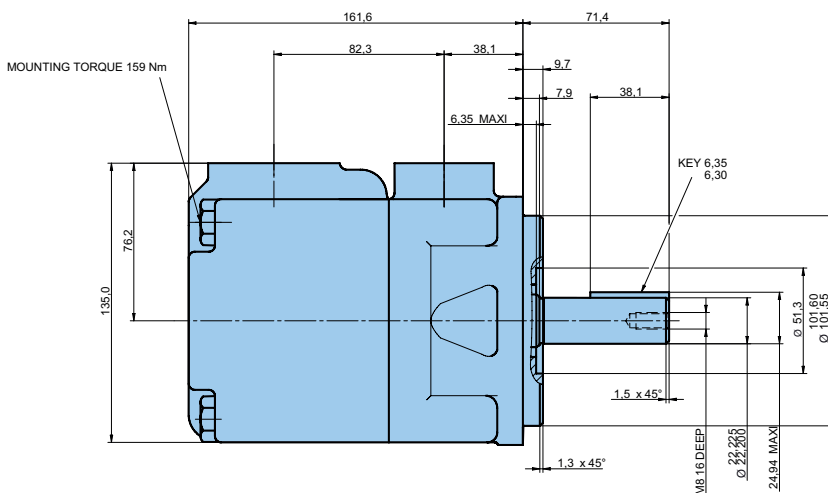
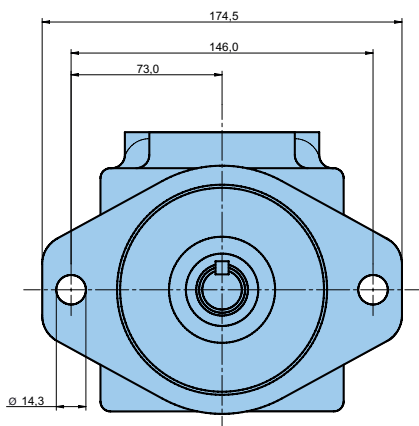
Direction of rotation (shaft end view)

R = Clockwise

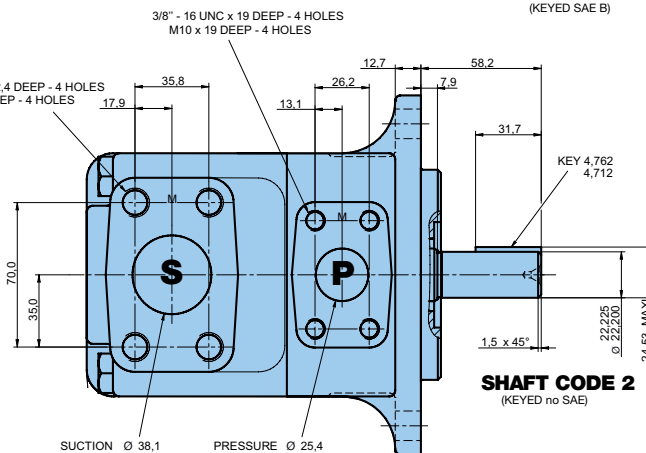
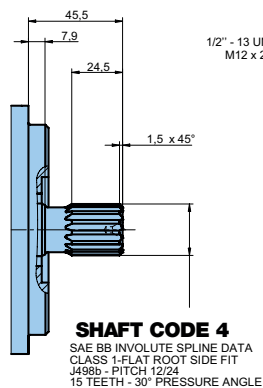
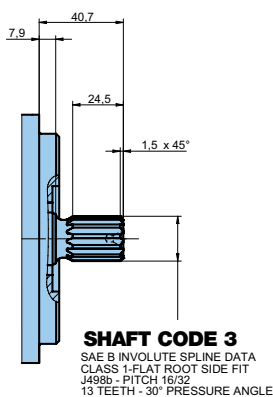
L = Counter-clockwise



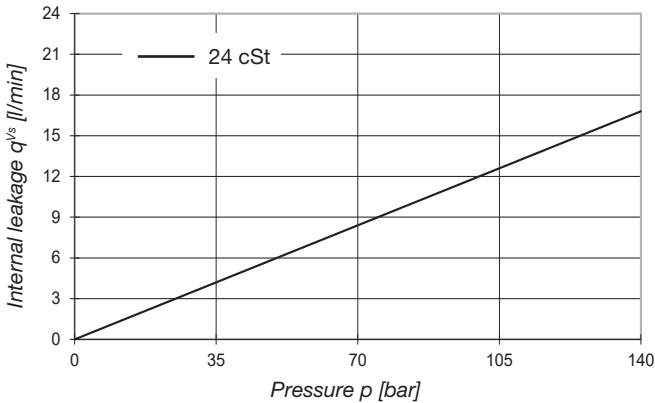
P = Pressure
S = Suction



SHAFT CODE 1 (KEYED SAE B)

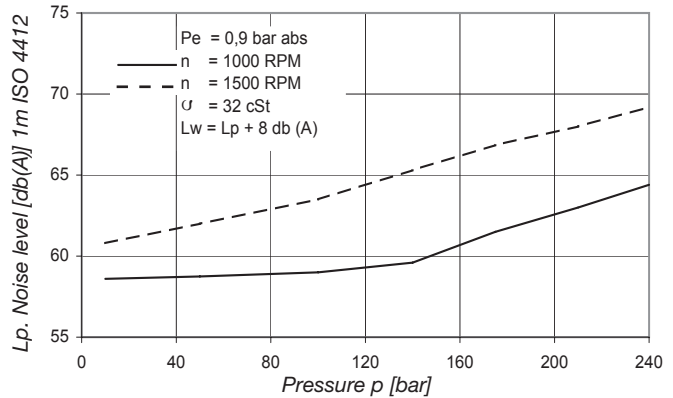


Internal leakage (Typical)

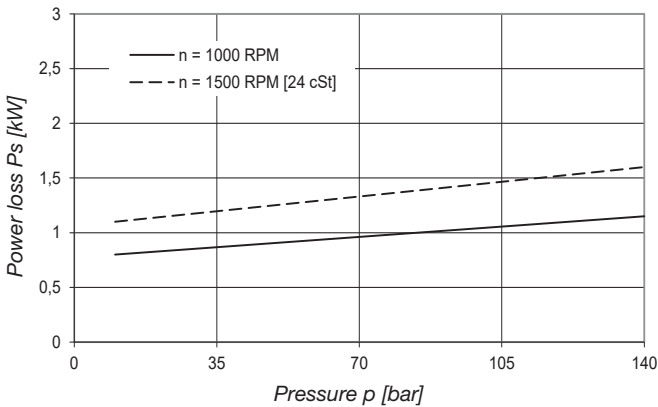


Do not operate pump more than 5 seconds at any speed or viscosity if internal leakage is higher than 50% of theoretical flow.

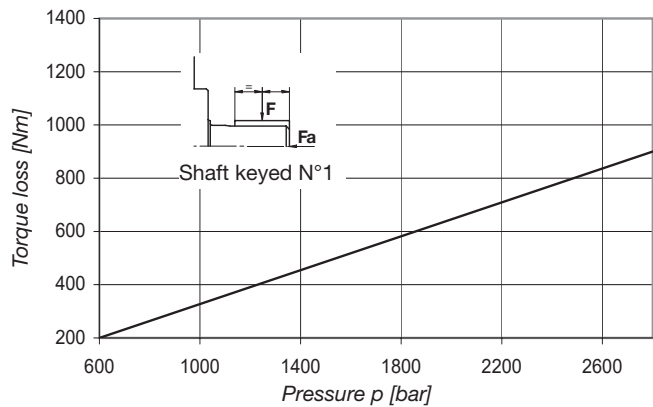
**Noise level (Typical)
T6CM - R22**



Power loss hydromechanical (Typical)



Permissible radial load



Max permissible axial load Fa = 800 N

Operating characteristics - typical [24 cst]

Pressure port	Series	Vi Volumetric displacement	Output flow q _{ve} [l/min] @ 1500 RPM			Input power P [kW] @ 1500 RPM		
			p = 0 bar	p = 50 bar	p = 140 bar	p = 7 bar	p = 50 bar	p = 140 bar
T6CM T6CMY	R03	10,8 cm ³ /rev	16,2	10,2	¹⁾	1,3	2,7	¹⁾
	R05	17,2 cm ³ /rev	25,8	19,8	¹⁾	1,4	3,0	¹⁾
	R06	21,3 cm ³ /rev	31,9	25,9	¹⁾	1,5	4,0	¹⁾
	R08	26,4 cm ³ /rev	39,6	33,6	22,8	1,6	4,6	11,0
	R10	34,1 cm ³ /rev	51,1	45,1	28,3	1,7	5,6	13,7
	R12	37,1 cm ³ /rev	55,6	49,6	32,8	1,8	6,0	14,7
	R14	46,0 cm ³ /rev	69,0	63,0	52,2	2,0	7,1	17,9
	R17	58,3 cm ³ /rev	87,4	81,5	70,7	2,2	8,6	22,2
	R20	63,8 cm ³ /rev	95,7	89,7	78,9	2,3	9,3	24,1
	R22	70,3 cm ³ /rev	105,4	99,5	88,7	2,4	10,1	26,1
	R25	79,3 cm ³ /rev	118,9	113,0	102,2	2,5	11,2	29,6
	R28	88,8 cm ³ /rev	133,2	127,2	116,4	2,8	12,4	32,9
R31	100,0 cm ³ /rev	150,0	144	139,2	2,9	13,8	²⁾	

¹⁾ Do not use : η vol < 50 %

²⁾ p max = 90 bar

Pump Selection

Calculation

To resolve

Volumetric displ. _____ V_i [cm³/rev.]
 Available flow _____ Q_{eff} [l/min]
 Input power _____ P_{eff} [kW]

Performances required

Requested flow _____ Q [l/min] 42
 Speed _____ n [rpm] 1500
 Pressure _____ p [bar] 50

Routine :

1. First calculation $V_i = 1000 \times Q / n$

2. Choose the pump with the next higher V_i

3. Theoretical flow of this pump

$$Q_{theo} = V_i \times n / 1000$$

4. Read q_{vs} leakage function of pressure $Q_{vs} = f(p)$ on curve

5. Available flow $Q_{eff} = Q_{theo} - q_{vs}$

6. Theoretical input power

$$P_{theo} = Q_{theo} \times p / 600$$

7. Read P_s hydrodynamical power loss on curve

8. Calculation of necessary input power

$$P_{eff} = P_{theo} + P_s$$

9. Results

Example :

$$V_i = 1000 \times 42 / 1500 = 28 \text{ cm}^3/\text{rev.}$$

$$R10, V_i = 34,1 \text{ cm}^3/\text{rev.}$$

$$Q_{theo} = 34,1 \times 1500 / 1000 = 51,1 \text{ l/min}$$

$$q_{vs} = 6 \text{ l/min at 50 bar}$$

$$Q_{eff} = 51,1 - 6 = 45,1 \text{ l/min}$$

$$P_{theo} = 51,1 \times 50 / 600 = 4,3 \text{ kW}$$

$$P_s \text{ at 1500 rpm, 50 bar} = 1,3 \text{ kW}$$

$$P_{eff} = 4,3 + 1,3 = 5,6 \text{ kW}$$

$$V_i = 34,1 \text{ cm}^3/\text{rev.}$$

$$Q_{seff} = 45,1 \text{ l/min}$$

$$P_{eff} = 5,6 \text{ kW}$$

T6CM(Y) R10

Follow these calculation steps for each application.

General applications instructions

1. Check speed range, pressure, temperature, fluid quality, fluid viscosity and pump rotation way.
2. Check the inlet conditions of the pump, if it can accept the application requirements.
3. Check the type of shaft : if it will support the operating torque.
4. Check the coupling which must be chosen to minimize pump shaft load (weight, misalignment).
5. Filtration : must be adequate for the lowest contamination level.
6. Check the environment of the pump : as to avoid noise reflection, pollution and shocks.



WARNING – USER RESPONSIBILITY

FAILURE OR IMPROPER SELECTION OR IMPROPER USE OF THE PRODUCTS DESCRIBED HEREIN OR RELATED ITEMS CAN CAUSE DEATH, PERSONAL INJURY AND PROPERTY DAMAGE.

This document and other information from Parker-Hannifin Corporation, its subsidiaries and authorized distributors provide product or system options for further investigation by users having technical expertise.

The user, through its own analysis and testing, is solely responsible for making the final selection of the system and components and assuring that all performance, endurance, maintenance, safety and warning requirements of the application are met. The user must analyze all aspects of the application, follow applicable industry standards, and follow the information concerning the product in the current product catalog and in any other materials provided from Parker or its subsidiaries or authorized distributors.

To the extent that Parker or its subsidiaries or authorized distributors provide component or system options based upon data or specifications provided by the user, the user is responsible for determining that such data and specifications are suitable and sufficient for all applications and reasonably foreseeable uses of the components or systems.

Offer of Sale

Please contact your Parker representation for a detailed "Offer of Sale".

Parker Worldwide

派克汉尼汾在中国的联系方式

【重要通知】美国Parker派克液压管阀件、密封件、仪器仪表、自动化、密封和过滤器产品咨询、询价和下单请发送邮箱:

fcg.cnmec@parkerdistribution.com.cn or sales@cnmec.biz

联系人：MS.凌工173 1048 4595 李经理 15801532751

联系方式：

信德迈科技（北京）有限公司 CNMEC Technology Company

地址：北京市朝阳区望京SOHO-T1-C座2115室

邮编：100102

*Tel: 010-8428 2935 | * Fax: 010-8428 8762

*手机：139 101 22694（微信同号）

*电子邮件：sales@cnmec.biz

主页：<http://www.cnmec.biz>

联系人：杨健

请发送电子邮件正式询价。



EMEA Product Information Centre

Free phone: 00 800 27 27 5374

(from AT, BE, CH, CZ, DE, DK, EE, ES, FI, FR, IE, IL, IS, IT, LU, MT, NL, NO, PL, PT, RU, SE, SK, UK, ZA)

US Product Information Centre

Toll-free number: 1-800-27 27 537

www.parker.com

Your local authorized Parker distributor