



FRENCHMATIC I

Nominal Diameter

6/9/12/16

Rectus Series

6006/6009/6012/6016

**Technical Description**

This range of couplings was constructed with valves as an alternative to the French profiles. All four nominal diameters in our Frenchmatic I range are available with single and double shut-off.

Advantages

The locking balls guarantee an optimum hold by the insert connection even with forces acting from the side. Optimum flow rate with absolute minimal flow resistance.

Working Temperature*

-15°C up to +200°C (FKM)
depending on the medium.

* For temperatures below -15°C and over +200°C and depending on the medium, other seal variants are available.

**Working Pressure****

20 bar

** maximum static working pressure with design factor 4 to 1.



15 bar

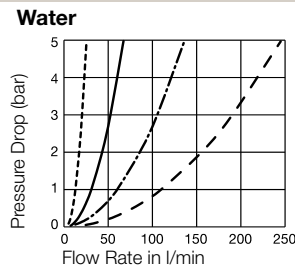
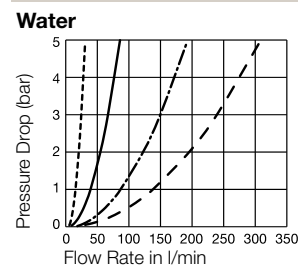
Material

Coupling: Brass nickel plated
Plug: Brass nickel plated (6006-6012), Steel zinc plated (6016)
Seals: FKM

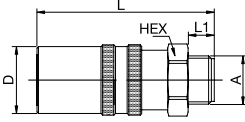
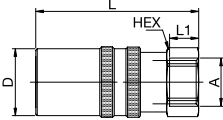
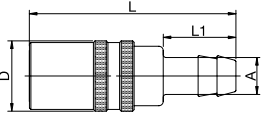
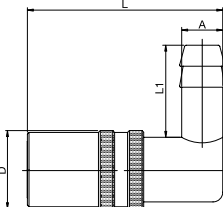
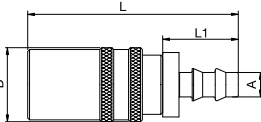
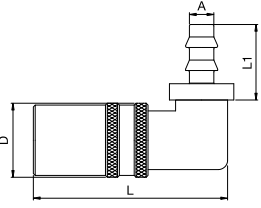
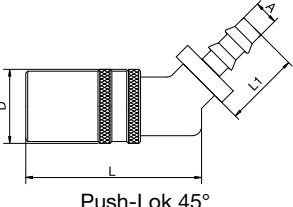
Coupling: Brass nickel plated
Plug: Brass nickel plated (6006-6012), Steel zinc plated (6016)
Seals: FKM

Flow diagrams

- Series 6006
- Series 6009
- · - · - Series 6012
- - - - Series 6016





	DN	Series	Connection A	HEX mm	L mm	L1 mm	D mm	Part Number
 <p>Male Thread</p>	9	6009	G 3/8	22	61	9	24	6009KBAW17MVN
	12	6012	G 1/2	30	74,5	12	32	6012KBAW21MVN
	16	6016	G 3/4	34	90,5	16	38	6016KBAW26MVN
 <p>Female Thread</p>	9	6009	G 3/8	21	56	10	24	6009KBIW17MVN
	12	6012	G 1/2	30	59,5	12	32	6012KBIW21MVN
	16	6016	G 3/4	34	90,5	16	38	6016KBIW26MVN
 <p>Hose Barb</p>	9	6009	12 mm		71	25	24	6009KBTF12MVN
	12	6012	16 mm		90,5	32	32	6012KBTF16MVN
	16	6016	19 mm		112,5	36	38	6016KBTF19MVN
 <p>Hose Barb 90°</p>	9	6009	10 mm		60,5	22	24	6009KBTR10MVN
	9	6009	12 mm		60,5	28,5	24	6009KBTR12MVN
 <p>Push-Lok</p>	9	6009	10 mm		70	24,2	24	6009KBTP10MVN
	9	6009	13 mm		70	27,9	24	6009KBTP13MVN
 <p>Push-Lok 90°</p>	9	6009	10 mm		66	24,2	24	6009KBPR10MVN
	9	6009	13 mm		66	27,9	24	6009KBPR13MVN
 <p>Push-Lok 45°</p>	9	6009	10 mm		60,5	24,2	24	6009KBPH10MVN
	9	6009	13 mm		60,5	27,9	24	6009KBPH13MVN



Plug – without valve

Series 6006/6009/6012/6016

	DN	Series	Connection A	HEX mm	L mm	L1 mm	D mm	Version	Part Number
<p>Male Thread</p>	9	6009	G 1/2	22	37	12	13,8	Brass	6009SFAW21MXN
	12	6012	R 1/2	22	42	17	17,8	Brass	6012SFAK21MXN
	12	6012	G 3/4	27	46	16	17,8	Brass	6012SFAW26MXN
	16	6016	R 3/4	27	59	19	22,4	Brass	6016SFAK26SXZ
<p>Male Thread with Internal Hexagon</p>	9	6009	R 1/4	8	35	12	13,8	Brass	6009SFAK13MXN
	9	6009	R 3/8	8	35	12	13,8	Brass	6009SFAK17MXN
	12	6012	R 3/8	10	40	12	17,8	Brass	6012SFAK17MXN
<p>Female Thread</p>	9	6009	G 3/8	22	37	10	13,8	Brass	6009SFIW17MXN
	12	6012	G 1/2	27	45	12	17,8	Brass	6012SFIW21MXN
	16	6016	G 3/4	32	58	16	22,4	Steel	6016SFIW26SXZ



Plug – with valve

Series 6006/6009/6012/6016

	DN	Series	Connection A	HEX mm	L mm	L1 mm	D mm	Version	Part Number
<p>Male Thread</p>	12	6012	G 3/4	27	46	16	17,8	Brass	6012SBAW26MVN
<p>Male Thread with additional Seal</p>	9	6009	G 1/4	19	49	9	13,8	Brass	6009SBAO13MVN
	9	6009	G 3/8	24	47	9	13,8	Brass	6009SBAO17MVN
	9	6009	G 1/2	27	50	12	13,8	Brass	6009SBAO21MVN
	12	6012	G 3/8	24	61	9	17,8	Brass	6012SBAO17MVN
	12	6012	G 1/2	27	62	12	18,8	Brass	6012SBAO21MVN
	12	6012	G 3/4	34	64	16	17,8	Brass	6012SBAO26MVN
	16	6016	G 3/4	34	81	16	22,4	Steel	6016SBAO26SVZ
<p>Female Thread</p>	9	6009	G 1/4	19	46	10	13,8	Brass	6009SBIW13MVN
	9	6009	G 3/8	22	48	10	13,8	Brass	6009SBIW17MVN
	16	6016	G 3/4	32	80,5	16	22,4	Steel	6016SBIW26SVZ